

APPLICATION FOR NATIONAL RECOGNITION OF OUTSTANDING RELIGIOUS ACTIVITIES

(Arch)Diocese: Trenton, NJ Council: \_\_\_\_\_

Name of person submitting application: John & Joanne Tyne

Mailing address: 6 Hemlock Court, E. Windsor, NJ 08520

Telephone: (609) 443-1069 Date of application: 3-18-00

John Tyne  
(Signature of Rel. Activities Committee Chairman)

Rev. Michael Portegat  
(Signature of Cath. Com. Chairman/Chaplain)

Name/title of RELIGIOUS Activity/Project submitted for recognition: \_\_\_\_\_

Signs & Symbols

Date(s) of Religious Activity: December 4, 1999

This Religious Activity was conducted: (check one) \_\_\_\_\_ Annually \_\_\_\_\_ Semi-annual  
\_\_\_\_\_ Biennially \_\_\_\_\_ One-time only  Other (please describe or explain):  
every third year

The following personnel/group resources were utilized for this activity:

Ordained Clergy \_\_\_\_\_ Professed Religious  Qualified laity (Give names, titles, or positions, or other resource persons/guest speakers/presentors):

Diocese of Trenton Catholic Committees on Scouting Members

Apart from staff, participants in the Activity included: \_\_\_\_\_ Boy Scouts  Cub Scout  
\_\_\_\_\_ Explorers \_\_\_\_\_ Scouters/leaders \_\_\_\_\_ Parents \_\_\_\_\_ Clergy  
\_\_\_\_\_ Youth Ministers \_\_\_\_\_ Others (please describe or explain)

Activities submitted for recognition MUST be RELIGIOUS activities which have as their primary purpose or focus—helping the Scout and/or their families to better appreciate their "Duty to God." A "religious" activity might be educational, prayer centered, a retreat day or weekend or a combination of any or all of these. A "camping trip" on which the only religious event was a Mass would NOT qualify the camping trip as a religious activity. With this in mind, give a brief "summary of purpose" or "description" of your religious activity: \_\_\_\_\_

To have the Webelos realize that the symbols in scouts, their community and their church have meaning.

(This typed application page will be the first page of your completed application portfolio)

Diocese of Trenton  
Catholic Committees  
on Scouting



**SIGNS & SYMBOLS**

December 1999  
A Retreat Day for  
Webelos Scouts

## Table of Contents

A. PLANNING . . . . .	1
1. Origination of Ideas . . . . .	2
2. Activity Approval . . . . .	2
3. Planning Steps . . . . .	3
4. Cost and Financing of Activity . . . . .	6
B. IMPLEMENTATION/EXECUTION OF ACTIVITY . . . . .	7
1. Communication and Publicity . . . . .	8
2. Registration and Facilities . . . . .	12
3. Program . . . . .	14
4. Hospitality/Food Services . . . . .	53
C. EVALUATION . . . . .	54
1. Evaluation Method . . . . .	55
2. Evaluation Report . . . . .	55

**A.**

# **Planning**

# **A1**

## **Origination of Project**

# **A2**

## **Approval of Project**

The Diocese of Trenton Catholic Committees on Scouting annually sponsors Faith Days for Brownie, Cub, Webelos and Junior Scouts. Because the Webelos participants and the Junior Girl Scout participants are the same age, it was decided to use the same program for both, with minor adjustments.

The program was approved by the Diocese of Trenton Catholic committees on Scouting at their May 1999 meeting.

# A3

## Planning Steps

### Organizational Chart

#### 1. SUPPORT SERVICES

A. Trading Post	Mary Ann
B. Patches	Joanne
C. Registration	Evelyne
D. Facilities Acquisition	Joanne
E. Treasurer	Barbara
F. Publicity	John
G. Materials	Joanne

#### 2. PROGRAM

A. Opening	John
B. Symbols in our Lives	Mary
C. Symbols in our Church	Fr. Mike
D. Symbols in the Media	Dan & Bob
E. Stained Glass Windows	Joan
F. Closing	John

## Planning Cycle

- May 1999 Catholic Committees on Scouting approves the planning of this program.
- August 1999 Detailed plans written out  
Detailed plans submitted to chaplain for approval.  
Program flier designed  
Patch designed
- September 1999 Chaplain suggests changes  
Program publicized at Boy Scout Retreat
- October 1999 Program plans revised  
Program publicized through Diocesan Scout mailing  
Program publicized at district round table  
Patch ordered  
Staff recruited
- November 1999 Program materials acquired.

## Planning Detail

### May 1999

Retreat day approved by the Diocese of Trenton Catholic Committees on Scouting.

### August 1999

1. Detailed plans for each workshop were revised by Joanne.
2. These specific plans were sent to the Chaplain for his approval.
3. The program flier was designed and duplicated for distribution. A copy can be found in the next section.
4. A patch design was submitted to a patch company for pricing information and feasibility of design.

### September 1999

1. Our chaplain responded via telephone with suggested changes for the program. Most of the suggested changes dealt with improving the variety of program presentation techniques so that the program would be interesting to the scouts.
2. Publicity fliers were included in the program booklet at the Boy Scout/Girl Scout retreat.

### October 1999

1. Program plans were revised to include more presentation techniques.
2. The program flier was included in the Diocesan Scout mailing.
3. John and Joanne visited the district round table to publicize the program.
4. The patch design was approved and patches were ordered.
5. Several people called to say they were willing to work on staff. These people were assigned to various workshops. They were mailed the details of the program they would present.

### November 1999

1. Inventory was taken of the supplies available (scissors, pencils, markers) from the Diocesan Scout supply.
2. Games and other materials were duplicated.

### December 1999

Event was held and evaluated.



# A4

## Cost and Financing

1. The Diocesan Catholic Committees on Scouting has a supply of reusable materials such as scissors, staplers, markers, crayons. These were used for the program.
2. Duplication was done at a local store and the cost was covered by the registration fee.
3. Each scout provided his own lunch. Coffee and tea supplies were purchased with fees from the event budget.
4. Other program supplies were purchased from the event budget.

### Financing

Patches	\$ 43.60
Duplication	\$ 2.10
Craft Supplies	\$ 35.00
Coffee & Tea	<u>\$ 05.00</u>
Total Expenses	\$ 85.70

Included in the budget are only the patches used at this presentation.

Staff members did not pay a registration fee.

Participants paid a \$3.00 registration fee.

We had 35 paid registrations (\$105 total income).

**B.**

**Implementation**

**Execution of Activity**

# B1

## Communications and Publicity

### Bulletin Announcements

**Please try to have the announcements below printed in your parish bulletin, scout newsletters, and local newspapers.**

#### **Helping Hands Patch**

The Diocese of Trenton Catholic Committees on Scouting has a new patch program to recognize Girl Scouts and Boy Scouts who give service to their parish. For more information about this program contact the Diocese of Trenton Catholic Committees on Scouting, PO Box 5147, Trenton, NJ 08638-0147.

#### **Religious Emblems**

The Diocese of Trenton Catholic Committees on Scouting offers religious emblems programs for Tiger Cubs, Cub Scouts, Boy Scouts, Explorers, Brownie Girl Scouts (2nd and 3rd grade), Junior Girl Scouts, Cadette Girl Scouts and Senior Girl Scouts. These are programs designed to help Catholic Scouts to explore the "Serve God" part of their Scout Promise. For more information on any of these programs write to DOT-CCS, PO Box 5147, Trenton, NJ 08638-0147.

#### **Webelos Worship**

Webelos Worship, sponsored by the Diocese of Trenton Catholic Committees on Scouting, will be held on Saturday, December 4 at St. Anthony of Padua parish in Hightstown. This day of prayer, religious activities, crafts, and fun is for Webelos Scouts who may attend as individuals or as dens. For registration information call John Tyne (609)443-1069.

## **Bulletin Announcement**

### **Scout Events Sponsored by the Diocese of Trenton Catholic Committees on Scouting**

Many exciting events are being planned by the Diocese of Trenton Catholic Committees on Scouting. Each event is a day of religious activities, crafts, and fun. Scouts may attend as individuals, troops, or dens. The following programs will be held at St. Anthony of Padua parish center in Hightstown. For more details or registration information, contact the registrar for the event you wish to attend.

Junior Girl Scout Faith Day, Sun. Dec. 5, 1999: Jeanette Gettings, 448-7580

Webelos Worship II, Dec. 4, 1999: Evelyne Cossart, 443-6764

Brownie Faith Day, Sun. Jan. 30, 2000: Lori Kelty, 448-1899

Cub Faith Day (Tiger, Wolf, and Bear), Sat. Jan. 29, 2000: Evelyne Cossart, 443-6764

For information about how to earn the Catholic Scout Religious Awards call John or Joanne Tyne, 443-1069.

# Webelos Worship III SIGNS & SYMBOLS

## A Webelos Faith Day

sponsored by the

### Diocese of Trenton Catholic committees on Scouting

**Who:** Webelos Scouts may attend as individuals or as dens.

**What:** A day of religious crafts, activities, fun & worship

**When:** Saturday, December 4, 1999  
10 am to 2 pm (9:45 sign in)

**Where:** St. Anthony of Padua Parish Hall  
Route 33, Hightstown, NJ

**Cost:** \$3.00 (Checks payable to DOT-CCS)

**What to bring:** Lunch & beverage, tote bag.  
Uniforms are appropriate.

**Registration:** Send \$3 per scout and permission slip to:  
Evelyne Cossart, 12 Millstone Dr, Cranbury, NJ 08512.  
Registration is limited, so register early!

**Snow Provisions:** In case of bad weather, please call (609)443-1069 after 8 a.m. on the morning of this event. A recording will tell you the status of the event.

**This is a religious event. Parents who wish their sons to attend should use the form below.**


\* \* \* \* \*

My son \_\_\_\_\_ who belongs to Den \_\_\_\_ Pack \_\_\_\_\_ has permission to attend Webelos Worship III sponsored by the Diocese of Trenton Catholic Committees on Scouting on December 4, 1999.


Parent Signature \_\_\_\_\_ Phone (\_\_\_\_) \_\_\_\_\_

**Adults are needed to help at this event.**

**If you can help, please contact John Tyne - JoanneTMS@aol.com or (609)443-1069.**



# Staff Needed for Webelos Worship III A Webelos Faith Day



sponsored by the

## Diocese of Trenton Catholic Committees on Scouting

**Who:** Boy Scouts & Adults

**What:** A day of religious crafts, activities, fun & worship

**When:** Saturday, December 4, 1999 - Staff hours: 9:15 a.m. to 2:15 p.m.

**Where:** St. Anthony of Padua Parish Hall, Hightstown, NJ

**Cost:** Free for staff members

**What to bring:** Lunch & beverage. Uniforms are appropriate.

**Registration:** Send permission slip to: John Tyne, 6 Hemlock court, East Windsor, NJ 08520

**Snow Provisions:** In case of bad weather, please call (609)443-1069 after 8 a.m. on the morning of this event. A recording will tell you the status of the event.

**This is a religious event. Parents who wish their sons to attend should use the form below**

\* \* \* \* \*

My son \_\_\_\_\_ who belongs to Troop \_\_\_\_\_ has permission to be a staff member for the Webelos Faith Day sponsored by the Diocese of Trenton Catholic Committees on Scouting on December 4, 1999.

Parent Signature \_\_\_\_\_


Phone (\_\_\_\_) \_\_\_\_\_

I would like to help with the following:

\_\_\_ Help with a group of Webelos Scouts (Boy Scouts)

\_\_\_ Help run a workshop (1st class or above)

Scout Signature \_\_\_\_\_



If you need additional information contact John Tyne - JoanneTMS@aol.com or (609)443-1069

AVERY

# B2

## Registration and Facilities

### Registration Procedure

Pre-registration was done by mail. The registration form is found on the flier in the previous section.

The following page of information was given to the registrar so that she could answer any questions.

#### Some commonly asked questions about Webelos Worship & Cub Scout Faith Day.

##### **Can I register at the door?**

Space is limited. We may not be able to accept registrations on the day of the event.

##### **Can a boy come if his pack or den does not attend?**

Yes, boys can register as individuals, dens or packs.

##### **Can an individual boy without an adult?**

Yes, there will be enough adults there to maintain safety standards.

##### **Can parents stay at the retreat with their son or den?**

Yes.

##### **Who do I make checks payable to?**

DOT-CCS

##### **Can non-Catholics attend?**

This is a Catholic event. However, any boy whose parents allow, may attend. The program is very New Testament based, and probably would not be of interest to non-Christian boys.

##### **Why isn't there a similar event for other religions?**

This event was planned and presented by Catholic parents who wanted a program for their sons. If other parents want a similar program for another religion, John or Joanne Tyne would be happy to help them set one up.

**Do I need an official permission slip?**

No, any permission slip is OK. Boys registering individually should send you a permission slip. Often when groups register, the leader keeps the permission slips and just send in the money.

**How many boys can attend?**

We try to limit registrations to 100 boys. This number may be reached about a week before the event.

**Will my son be with boys he knows?**

It depends on the overall size of the group. Our staff will make every effort to make each scout feel comfortable as part of the group.

**Is the Webelos Worship on the same day as Junior Girl Scout Faith Day?**

Yes, both will be held at St. Anthony's on the same day at the same time, however, there will be 2 separate programs in different rooms.

**Other questions?**

If there are any questions you can't answer give them our phone number, 443-1069.

John & Joanne

**Facilities**

We used our parish religious education center.

Registration was done in the front lobby.

A coat room was provided.

Each of the 4 workshops were held in a different room and the scouts went to these rooms for each portion of the program.

**Program**

On the following pages is the program booklet given to each staff member.



# PROGRAM

**Diocese of Trenton  
Catholic Committees on Scouting**

**Signs &  
Symbols**



**Junior Faith Day  
Webelos Worship**

# Signs and Symbols

A Retreat Day  
for 4th, 5th & 6th grade scouts  
written by the  
Diocese of Trenton  
Catholic Committees on Scouting

## Purpose:

1. To have the scouts realize that the symbols in scouts, their community and their church have meaning.
2. To have the scouts realize the messages that the symbols in advertising are giving them.
3. To have the scouts make a personal commitment to be a better Christian and to draw a symbol to remind them of that commitment.

## **Signs and Symbols**

### **Schedule:**

10:00 to 10:05 - Sign In

10:05 to 10:15 - Ice Breaker

10:15 to 10:25 - Opening

10:25 to 10:30 - Break into groups

10:30 to 11:05 - Workshop 1

11:10 to 11:45 - Workshop 2

11:45 to 12:15 - Lunch

12:15 to 12:50 - Workshop 3

12:55 to 1:30 - Workshop 4

1:35 to 2:00 - Closing

# Signs and Symbols

## Opening

### Ice Breaker: Matching Card Game with Scout Symbols

Purpose: To have scouts begin to think of the presence of symbols in their lives.

Materials: Symbols Matching Game

Procedure: Give a card to each participant. They must find the participant who has a card that corresponds to theirs, and stand with that person. If the group is large, produce several copies of the game and the scouts will get into groups of 4, 6, or 8 when they match their cards to others.

### Opening: Prayer Service

Purpose: To ask God's blessing on our day and to introduce "symbols" theme.

Materials: Soccer Ball, baseball glove, hockey stick

Procedure:

**1. Prayer:** Lead the scouts in a simple prayer such as "Thank you for letting us gather here today. Please help us to learn more about you and to learn how to live a better life. Amen."

**2. Lesson:** What would the person carrying this ball be ready to do? Yes, he or she would be ready to play soccer. What would a person carrying this be ready to do? Yes, play baseball. Who would use this stick? Yes, a hockey player. But if we saw a person with all three, we might be confused about what they were going to do.

We might also confuse people. If we are good Christians, we should show certain types of behavior. Do we profess to be a Christian, but show people our anger, jealousy, or meanness? Do we put on our scout uniform and then fight or show unkindness in other ways.

If we are truly a good Christian we should try to be that all of the time. We should always show signs that we are living by the teachings of Christ.


**3. Bible Reading:** Read Colossians 3:12-14.

You are the people of God; he loved you and chose you for his own. So then you must clothe yourselves with compassion, kindness, humility, gentleness, and patience. Be tolerant with one another and forgive one another whenever any of you has a complaint against someone else. You must forgive one another just as the Lord has forgiven you. And to all these qualities add love, which binds all things together in perfect unity.

**4. Song Response:** I Have Decided to Follow Jesus or This Little Light of Mine

Webelos

Symbols



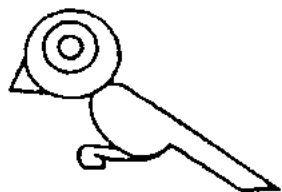
Scientist



Forester



Geologist



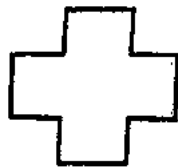
Naturalist



Outdoorsman




Family  
Member



Handyman



Craftsman



Engineer



Family Member

Webelos

Symbols



Aquanaut




Athlete



Fitness



Sportsman



Artist



Webelos

Symbols



Scholar



Showman



Traveler




Citizen



22 Communicat

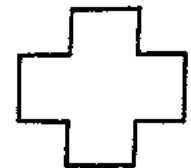
## ACTIVITY BADGE GROUPS





PHYSICAL SKILLS: Aquanaut, Athlete, Fitness,\* and Sportsman




MENTAL SKILLS: Artist, Scholar, Showman, and Traveler



COMMUNITY: Citizen,\*\* Communicator, Family Member, and Readyman\*\*




TECHNOLOGY: Craftsman, Engineer, Handyman, and Scientist



OUTDOOR: Forester, Geologist, Naturalist, and Outdoorsman

Girl Scout

Symbols



World  
of Art.



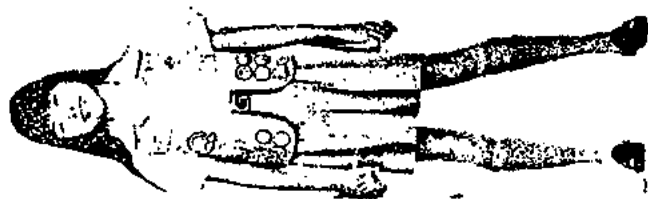
World of  
Out of Door



Cadette Girl  
Scout Inter  
Project Patch




Girl Scout  
Silver + Gold  
Awards



Girl Scout  
Uniform

Girl Scout

Symbols



Bridge to  
Junior Girl  
Scouts patch.



Troop  
Number



Brownie  
Girl Scout  
Wings



Brownie Girl  
Scout Try-its.



Troop Crests

Girl Scout

Symbols



Sign of  
the World



Junior Girl  
Scout Leader  
ship Pin



World of  
Well Being



World of  
People



World of  
Today + Tomorrow

EVERY

Girl Scout

Symbols



Girl Scout Sign



Brownie  
Girl Scout Pin



Girl Scout  
Pins



Membership  
Star



World  
Association

Girl Scout

Symbols



Junior Girl  
Scout Badge



Daisy Girl  
Scout Pin



Sign of  
the Rainbow



Sign of  
the Sun



Sign of  
the Satellite

IPM19  
AVERY

## Workshop A:

Purpose: To have participants realize a correlation between symbols and themselves, their families, their community, and their country.

Materials: Play dough, paper, markers, examples of Coats of Arms, Betsey Ross Skit script, American flag.

### Procedure:

1. A symbol of me: Give every participant a small amount of clay or play dough. Have them each make a small symbol of themselves. Share the symbolism of the artwork.
2. A symbol of my family: Discuss the diversity we see in family size, activities, etc. Coats of arms have been used for families for many centuries. Show some family coats of arms. Give each participant a piece of paper and markers and let them design a family coat of arms.
3. A symbol of my state & country:
  - A. Show some examples of national and state symbols.
  - B. Betsey Ross Skit.



## New Jersey Flag and Seal

Buff background: facings on uniforms of NJ Colonial militiamen. It was directed in 1780 that all backgrounds of state flags be thus determined. Uniforms were Jersey blue and buff, colors associated with Holland, a big force in NJ colonization. Both the blue and buff are adopted from the uniform.

Horse's head: agriculture and speed, strength, usefulness in war and commerce.


Helmet: sovereignty and "supremacy of the human mind in all civilized life"

Three plows: importance of agriculture possibly in connection with the three groups that colonized New Jersey: those from the Old World, transplanted New Englanders, and the Quaker-Baptists

Liberty holds a pole with the cap of freedom

Ceres: the goddess of Earth and Agriculture holds the horn of plenty full of apples, peaches, plums, grapes, and greens - prosperity of the state

The state motto is "Liberty and Prosperity" surrounding the date of state ratification, 1776





## Betsey Ross Skit

Please note: No one knows who made or designed the first flag. Much of the symbolism associated with the flag originated after the flag was designed. The following skit is a fiction account of what might have happened.

Betsey Ross: Hello, and welcome to my seamstress shop.

George Washington: Hello, Betsey. We would like you to make a flag for our new country.

Betsey Ross: And what would you like me to put on the flag.

Francis Hopkinson: I suggest red and white stripes, like the Sons of Liberty flag.

Betsey Ross: And how many stripes would you like?

Francis Hopkinson: 13, one for each of the states in the union.

Betsey Ross: And what colors would you like the stripes to be?

George Washington: Red and white. Red for hardiness and courage, and white for purity and innocence.

Betsey Ross: What else should the flag have on it?

Ben Franklin: A blue field with white stars on it. Yes, it should have 13 stars on it. One for each of the states.

Betsey Ross: But, why put the stars on a field of blue.

Ben Franklin: Blue stands for vigilance, perseverance, and justice.

Betsey Ross: I think that I have enough information now. I will get started right away. Your new flag will be ready in a few days.

## Workshop B:

### Symbols of my Church - Priest's Workshop

Purpose: To have scouts realize the significance of symbols they might see in church or in religious art.

Materials: Examples of religious symbols  
Pieces of Colored Paper

#### Procedure:

1. Have several pieces of different colored paper hung around the room. Tell the scouts to answer the following questions by standing near the color that best answers the question.
  - A. What is your favorite color?
  - B. Which is a happy color?
  - C. Which is a sad color?
  - D. Which is a calming color?
2. Ask the scouts to name the different color vestments they see at mass. Explain what is color symbolizes.
3. Show examples of and explain symbols that might be found in a church. e.g. fish, Celtic Cross, Chi-rho, fleur-de-lys, triangle, Sign of the Cross, holy water, candles, ashes, stole worn by priests & deacons. Explain that the group will be divided into 2 or 3 teams. The team that can identify the meaning of the most symbols wins. Ask the scouts if they are familiar with all of the symbols shown. Explain the ones that they are not familiar with.
4. Divide the group into 2 or 3 teams. Have the teams take turns explaining the meaning of one of the symbols. The team scores 1 point for each correct answer.




## Fish

In Christian art, a fish is a symbol of Christ, our Savior. The use of this symbol is derived from the Greek word for fish (phonetically *ichthys*); its letters are the initials of the phrase, "Jesus Christ, Son of God, Savior." Fishes are used as a symbol of the faithful, referring to the miraculous catch of fish narrated in Lk. 5; and as a symbol of the Apostles who by their missionary work were designated as "fishers of men" (Lk. 5:10).

**THE TRIANGLE**      The triangle is one of the most popular symbols of the Holy Trinity. Each side of the triangle represents a "Person" of the Godhead. One line represents the Father, another the Son, and the third the Holy Spirit. Together the lines form one triangle, usually equilateral. Sometimes a triangle is formed with three fishes.


**THE TRIANGLE**



**THE NUMBER THREE** There is a memorable little legend about St. Patrick and the Holy Trinity. One version of the legend states that he was near a meadow one day when Irish chieftains asked for an explanation of the Trinity. St. Patrick saw a shamrock, a yellow flower with three leaves, plucked it, and said in effect: "God is like this flower; this flower has three petals, and the three petals form this shamrock. So God consists of three Persons, and yet is one God."

Whether the story is historically true or not, the shamrock is used advantageously to explain the Trinity. The same use is made of the trefoil, a three-leaved herb which is ornamentally foliated in slightly different form. For the sake of clarity and beauty, a triangle or circle is often

TREFOIL, FLEUR-DE-LIS, SHAMROCK



added. The *fleur-de-lis* with its three divisions is a widely used symbol of the Trinity, despite the fact that it is also symbolic of the Virgin Mary.



## Stole


This vestment, a long, narrow strip of cloth the same color as the other vestments, is worn by the priest as a mark of his priestly office. The priest wears the stole about the neck, both ends hanging down in front, whereas the deacon wears it across his left shoulder and crossed at the opposite side beneath the arm. A purple stole is worn by a priest when administering the Sacrament of Penance, a white when giving Benediction of the Blessed Sacrament or the anointing of the sick, and a stole of the color of the feast (or white) when preaching.





THE CELTIC CROSS

The Celtic Cross, sometimes called the Irish Cross, Cross of Ion or Wheel Cross, has a circle signifying eternity around the middle part of the cross. This type of cross is often seen on covers of hymnals and other publications, on tombstones in cemeteries, on church steeples, altars, and church doors.



Children make the sign of the cross at the start of a new school day.

## THE SIGN OF THE CROSS

**W**E usually begin and end our prayers with the sign of the cross. It expresses two important mysteries of the Christian religion: the Blessed Trinity and the Redemption.

When we say "in the name," we express the truth that there is only one God. When we say "of the Father, and of the Son, and of the Holy Spirit," we express the truth that there are three distinct Persons in God. When we make the form of the cross on ourselves, we express the truth that the Son of God, made man, redeemed us by His death on the cross.

---

### Colors, Liturgical

The use of color in the Church as an aspect of its symbolism in the liturgy is of early origin, although in the days of the Roman Empire white was most commonly used. Color as such became a mark of distinction in dress, and in the Middle Ages there was added the sequence of colors in vestments to be used for various feasts. The modern sequence of colors are five: white, red, green, violet and rose. Any shade of these colors is permitted, while cloth of gold may be used in place of white, red, or green on major feast days. Cloth of silver may replace white. Rose vestments may be worn on the fourth Sunday of Lent and the third Sunday of Advent.

The colors and their use are: *green* for the season of the liturgical year; *purple* for Advent and Lent (it may also be used for Masses for the dead or funeral Masses, but white is used in the Resurrection Masses of funerals by choice); *red* for Passion

Sunday, Wednesday of Holy Week, Good Friday, Pentecost, feasts of the Passion of our Lord, feasts of the Apostles, Evangelists, and martyrs. *Rose* is used by privilege on the third Sunday of Advent (*Gaudete* Sunday) and the fourth Sunday of Lent (*Laetare* Sunday); white is for the Christmas Season, Easter season, feasts commemorating Our Lord (except those noted previously), the feasts and solemnities of the Blessed Virgin Mary, angels, saints other than martyrs, All Saints Day, the feasts of St. John the Baptist, St. John the Evangelist, Chair of St. Peter, Conversion of St. Paul. (*Black* is a permitted color for funeral services but is rapidly being abandoned.)



Clare dips her finger in holy water and prepares to make the sign of the cross before entering church.

## HOLY WATER

**W**ATER is a symbol of purity of body and soul. It is used in the ceremony of baptism, to show the cleansing from sin.

Before entering and leaving a church we bless ourselves with holy water as we make an act of faith in the Holy Trinity and thank Our Lord for having died on the cross for our redemption.

Sprinkling with holy water is done before the solemn Mass on Sunday and during the Mass on special occasions, such as weddings, funerals, and blessings.

---



Boys and girls receive ashes from Father Louis on Ash Wednesday.

## ASHES

**W**HEN blessing and giving ashes on Ash Wednesday, the priest says, "Lord bless the sinner who asks for your forgiveness and bless all those who receive these ashes. May they keep this lenten season in preparation for the joy of Easter."

Ashes are used as the mark of our repentance. When the priest places ashes on those who come forward, he says to each one: "Turn away from sin and be faithful to the gospel." Or "Remember, man, you are dust and to dust you will return."

---

## CANDLES

**T**HE candle is a Sacramental used in the Church's Liturgy. Candles were first used to give light in early morning services. They are an emblem of God, giver of life and enlightenment. Being pure, they remind us of Christ's spotless body, the flame signifying His Divine Nature.

Candles are required at the public administration of the Sacraments, at Mass and Benediction, at funerals and at other church ceremonies.



Candles burn brightly on the altar at Mass.

---

## Workshop C:

### Signs and Symbols around me

Purpose: To have the scouts realize the subtle messages that advertisers are giving to them

### Materials:

Full page advertisements from magazines

### Procedure:

Play Body Language Game. (Webelos Book)

### Advertising Signs:

As an example, choose one magazine ad and list with the group everything that the ad is saying to readers (e.g. Cigarette smoking is enjoyable. Cigarette smokers are beautiful. Cigarette smokers have fun. etc.)

Divide participants into small groups. Give each group a magazine ad. Let each group list as many things as they can about what the ad is saying.

## BODY LANGUAGE GAME

To play this game, give your den members paper and pencil. Ask them to think about feelings they can show by body language only—without making a sound. Have them make a list of at least five feelings they can show.

Den members take turns showing one of their feelings. The others try to guess what the feelings are. The den leader or den chief can be referee and decide whether the body language really does show the feeling.

If a den member guesses correctly, he gets one point. If nobody guesses correctly, the boy who performed the body language gets one point. The final winner is the boy with the most points.

Here are examples of feelings that can be shown by body language:

Happiness or  
pleasure—big smile



Fear—covering  
head with arms

Unhappiness—big frown



## Workshop D:

### Craft Workshop - Stained glass window with religious symbols

Materials - Black construction paper, colored tissue paper, scissors, glue sticks, patterns, explanations of symbols, paper clips.

#### Procedure -

1. Have each scout select a pattern.
2. Fold the black construction paper in half.
3. Paper clip the pattern to the black paper.
4. Cut out the shaded areas through both pieces of black paper.
5. Open up the black paper & glue small pieces of colored tissue paper to cover each opening.
6. Glue the black construction paper halves together.
7. Make sure that each scout understands the meaning of the symbol on the stained glass window.








FIGURE 44 TYPICAL




CHI - RHO

AVERY



9



TRINITY

**Closing:**  
**Faith Response**

**Materials:** Large Newsprint, Markers, Page with directions for shrinking plastic at home, plastic, sharpie markers.

**Purpose:** To have the scouts resolve to lead a better life

**Procedure:**

Have group brainstorm new badges/pins that a good Christian might be awarded by leading the kind of life Jesus asks of us.

Draw symbols of a good Christian on a large piece of paper.

Have each individual make a private commitment to one of these virtues and design a badge/pin for it. Draw the design on paper. Trace the design on the shrink art plastic.

Keep it as a remembrance of the day.

Cut out the circle or shield.



Put the plastic on a pan in a 325 degree toaster oven for 2 to 3 minutes.

While in the toaster oven, the plastic will curl up, shrink, and then flatten out.

After it flattens out, take it out of the toaster oven.

Allow to cool.

Attach pin to back.



# Closing Celebration

Materials: Puppets, puppet stage, prerecorded script and music.

Purpose: To end the event by celebrating together.

Procedure: Prazy Puppets (609)443-1069 or JMT\_Prod@hotmail.com), a puppet ministry group presented a 10 minute puppet show entitled "Celebrate Life".

Signs and Symbols

# Summary of Purpose

The purpose for each activity is described on the previous pages, with the description of each activity.

## Staff

### 1. SUPPORT SERVICES

A. Trading Post	Mary Ann
B. Patches	Joanne
C. Registration	Evelyne
D. Facilities Acquisition	Joanne
E. Treasurer	Barbara
F. Publicity	John
G. Materials	Joanne

### 2. PROGRAM

A. Opening	John
B. Symbols in our Lives	Mary
C. Symbols in our Church	Fr. Mike
D. Symbols in the Media	Dan & Bob
E. Stained Glass Windows	Joan & Patty
F. Closing	John

The staff were chosen from the Diocesan Scouting Committee. Staff members were chosen because of their ability to work with the boys and their ability to make the activity fun. Volunteers who were new to the committee were paired with an experienced staff member.

During the program, John and Joanne Tyne circulated among the workshops to make monitor the quality of the program.



B 4

## Hospitality Food Services

Each participant brought their own lunch.

Coffee and tea were provided for the staff.

Signs and Symbols

C

# EVALUATION

# Evaluation Method

After the event all staff members verbally reported on their workshops. Comments are below.

1. At the craft workshop, scouts need to be reminded more often of the religious significance of the craft project and the symbols used in the project.
2. The program was very age appropriate and interesting to the participants.
3. Several Scouters attended the Faith Day with the boys. We were surprised at the number of adults who said that they had learned so much at the "Symbols of My Church" workshop.
4. The daily schedule seemed good for the program.
5. We would like to publicize the event more to increase attendance at next year's event.

# Evaluation Report

The evaluation was given verbally at the quarterly meeting of the Diocese of Trenton Catholic Committees on Scouting.

This documentation prepared by:

Joanne Tyne  
6 Hemlock Court  
East Windsor, NJ 08520  
(609)443-1069  
JoanneTMS@AOL.COM

If you use this program,  
please send me an event patch and your comments.

Diocese of

Trenton, NJ



John & Joanne Tyne  
Catholic Committees on Scouting

6 Hemlock Court  
East Windsor, NJ 08520

JoanneTMS@aol.com  
(609) 443-1069